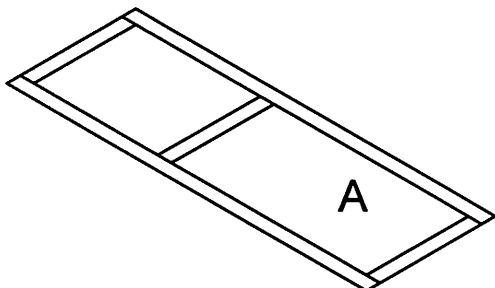


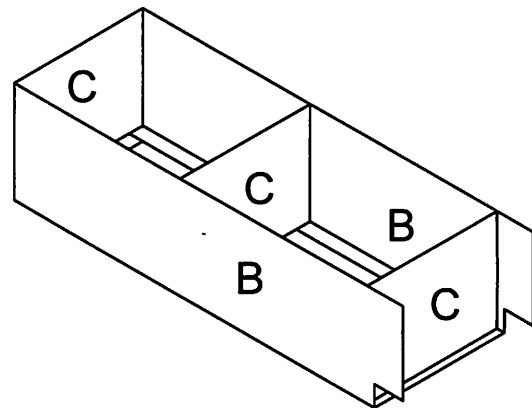
Assembly Instructions

WP1584(2);WP1590(2);WP1596(2);
WP1884(2);WP1890(2);WP1896(2);
WP2184(2);WP2190(2);WP2196(2);
WP2484B(2);WP2490B(2);WP2496B(2)

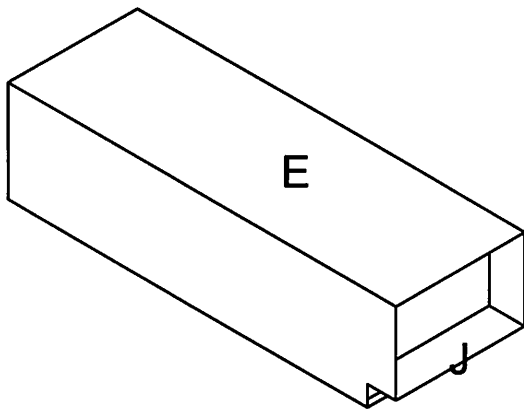
A-Door&Faceframe (1) B-Side Panel (2) C-Panel (3) E-Back Panel (1) F-Shelf (5)
J-Toe Kick (1)
I-Hardware Box (1): Shelf Clip-(20)



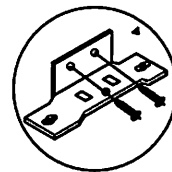
(1)




(2)



(3)



METAL CLIP
INSTALLATION



(4)